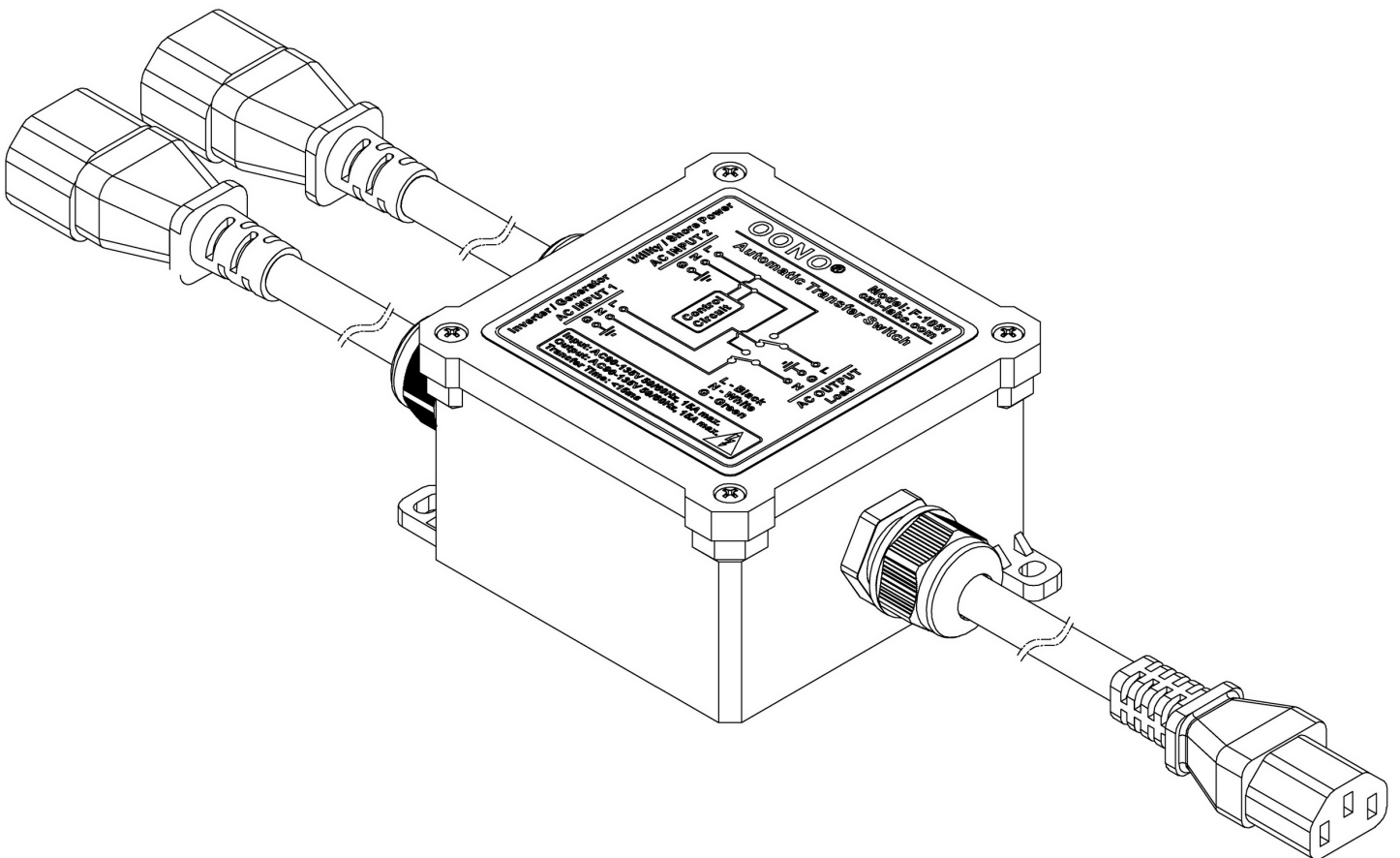


OONO®
CZH-LABS.com

AC120V 15Amp Automatic Transfer Switch

Model: F-1051C

IEC320 C14 Plugs and IEC320 C13 Socket



IMPORTANT !

- **THIS MODULE OPERATES ON A HAZARDOUS VOLTAGE !**
- **DISCONNECT AC POWER DURING INSTALLATION !**
- Installation must be done according to local regulations and standards. If any doubt, consult a licensed technician.
- This module is not suited for portable applications.

FEATURES:

- **OONO F-1051C Automatic transfer switch, an easy to mount 15Amp inline transfer relay provides switching between AC INPUT 2 (Utility or Shore Power) and AC INPUT 1 (Inverter or Generator) AC source. When AC INPUT 2 is powered, the load power will be switched to AC INPUT 2. When AC INPUT 2 is powered off, the load power will be switched to AC INPUT 1.**
- **Operating voltage AC 90 to 135V 50/60Hz. Maximum current 15 Amp.**
- **Transfer time less than 15mS (0.015 second). For most smart devices or computers, the switching action of 15mS time will not affect their normal operation.**
- **Safe DPDT circuit switch design (Double Pole Double Throw). Live and Neutral wire are switched at the same time. The Ground wires of the two inputs and output are connected together internally and will not follow the switch on and off.**
- **IP68 Waterproof high level enclosure, suitable for indoor or outdoor use. Flame retardant rating V1. Case material: PC (Polycarbonate). Seal material: Silicone rubber. External screw: 304 stainless-steel.**
- **AC INPUT 1 and ACINPUT 2 cables: Length 19 inch (0.5 meter), IEC320 standard C14 3 prong plugs. AC OUTPUT cable: Length 19 inch (0.5 meter), IEC320 standard C13 3 prong socket.**

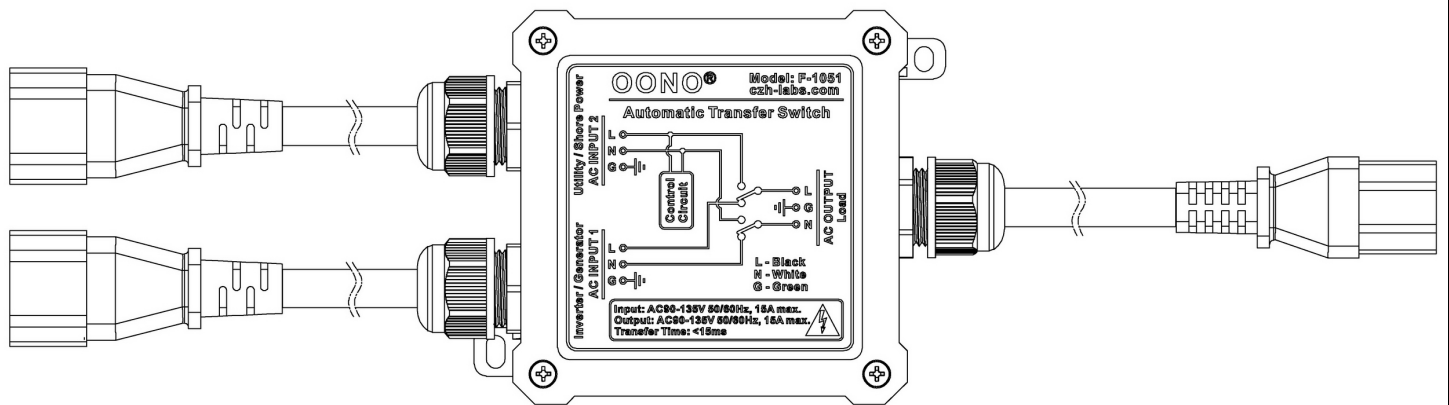
SPECIFICATIONS:

- **Input or Output Voltage: AC 90 - 135V 50/60Hz.**
- **Maximum Current: 15 Amp.**
- **Transfer Time: 15 millisecond.**
- **Input / Output Cable Length: 19 inch (0.5 meter).**
- **Enclosure Waterproof Rating: IP68.**

INPUT / OUTPUT SWITCH STATUS:

AC INPUT 1 (Inverter or Generator)	AC INPUT 2 (Utility or Shore Power)	AC OUTPUT
Powered	Powered	Powered from AC INPUT 2
Powered	No Powered	Powered from AC INPUT 1
No Powered	Powered	Powered from AC INPUT 2
No Powered	No Powered	Output No Powered

CABLE CONNECTS:



AC INPUT 1: IEC320 standard C14 3 prong plug. Recommended connect Inverter or Generator.

AC INPUT 2: IEC320 standard C14 3 prong plug. Recommended connect Utility or Shore Power.

AC OUTPUT: IEC320 standard C13 3 prong socket. Power output, connect to Load.

Cable color for internal wires: (Please pay attention to these when you need to replace the plug or socket, but ignore them if you don't need to replace it.)

L - Black (AC Live Wire)

N - White (AC Neutral Wire)

G - Green (Ground Wire)

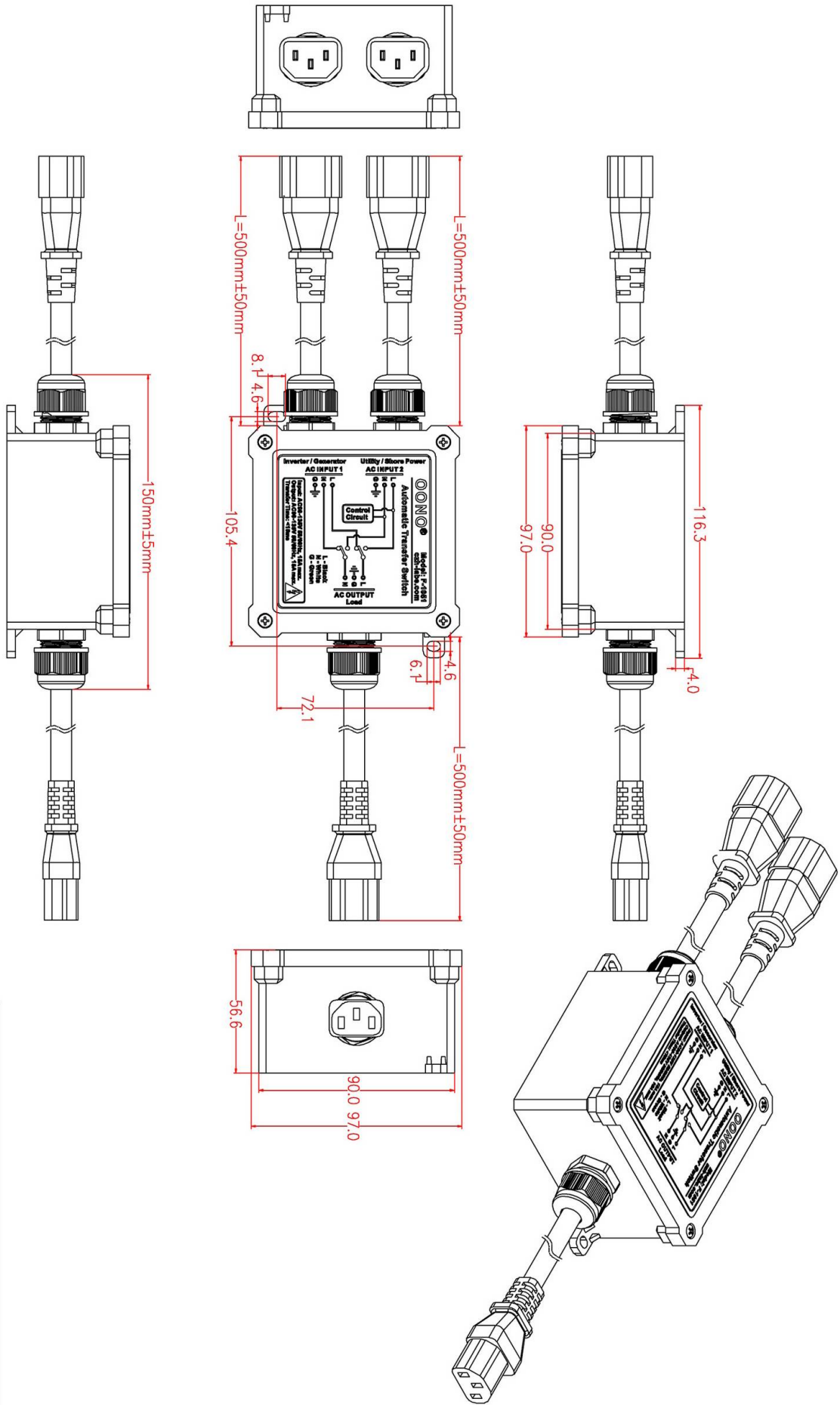
DANGER !!!

- Do not open the housing in order to avoid the risk of electroshocks.
- This module operates on a dangerous AC voltage !
- All repairs should be executed by qualified technicians.

SAFETY INSTRUCTIONS !!!

- Do not attempt to disassemble the unit as it does not contain any parts that are to be serviced by the user. (Tampering voids warranty)
- Do not touch unused terminals when the module is connected to the AC power.
- Handle the module gently and carefully. Dropping it can damage the circuit board and case.
- Never exceed the protection limit values indicated in the specifications.
- As safety requirement vary, please check with your local authorities.
- Disconnect the module from the AC power before connecting new devices.
- Wipe the device with a dry and clean cloth. Do not use detergents or other liquids that may damage the housing.
- Keep the device away from children.
- Facilitate the operation of the device by familiarising yourself with its adjustments and indications.
- CZH-LABS and Eelectronics-Salon modules are not suitable for use or as part of life support systems, or systems that might create hazardous situations of kind.

DIMENSION:



00NO®		czh-1abs.com	
MODEL NO: F-1051C	SKU: MD-F1051C-1		
PROJECTION:		UNIT:	mm