

OONO[®]
CZH-LABS.com

AC 115/230V Blinking Flasher Module

Model: F-1042



IMPORTANT !

- THIS MODULE OPERATES ON A HAZARDOUS VOLTAGE !
- DISCONNECT AC POWER DURING INSTALLATION !
- Installation must be done according to local regulations and standards. If any doubt, consult a licensed technician.
- This module is not suited for portable applications.

FEATURES:

- This is a simple and practical blinking flasher module, the ON and OFF duration can be adjusted separately. The blinking flasher module is suited for resistive and inductive loads : lightbulbs, wirewound transformers for halogen lighting... (Note: the module no rectification, voltage step-up or step-down function, not suitable for DC lamps)
- Operating voltage AC 100 to 240V(47 to 63Hz). Maximum current: 3 Amp. Maximum load 350 Watts(at AC 115V), 700 Watts(at AC 230V).
- Time-ON 0.1 to 15 seconds and Time-OFF 0.1 to 15 seconds adjustable. The output ON - OFF - ON – OFF... cycle alternates.
- Two precise 25-turn adjustable potentiometers, you can use a screwdriver to easily adjust the ON and OFF time you need. With LED indication for output status.
- Compact plastic case and wires connects for easy mount. Two screw mounting holes are convenient for you to fix it on the wall or wooden board. Of course, you can also choose not to lock the screw.

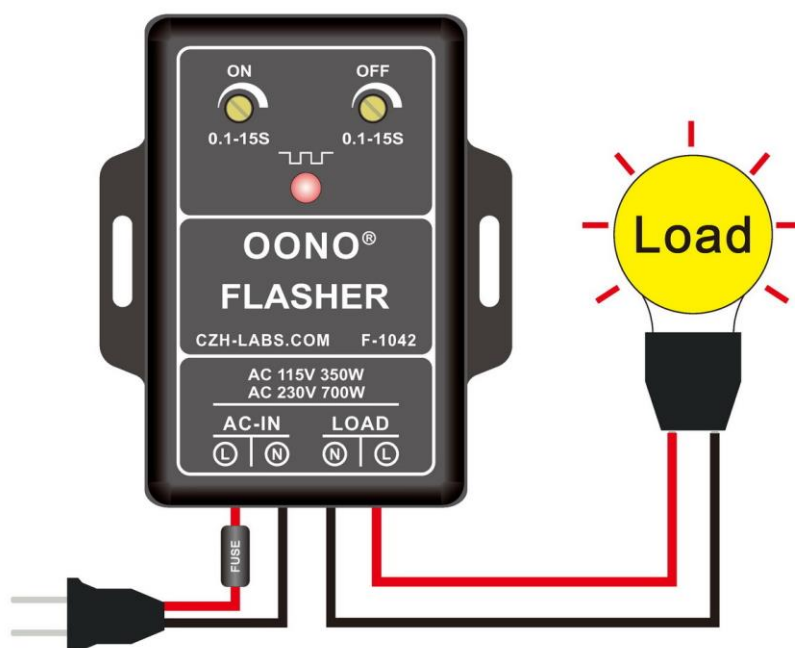
SPECIFICATIONS:

- AC power:100 to 240VAC (47 to 63Hz).
- Maximum load:350 Watts (115VAC), 700 Watts (230VAC).
- ON-time adjustable between:0.1 to 15 seconds.
- OFF-time adjustable between:0.1 to 15 seconds.
- No-load quiescent current:<1mA (115VAC), <2mA (230VAC).

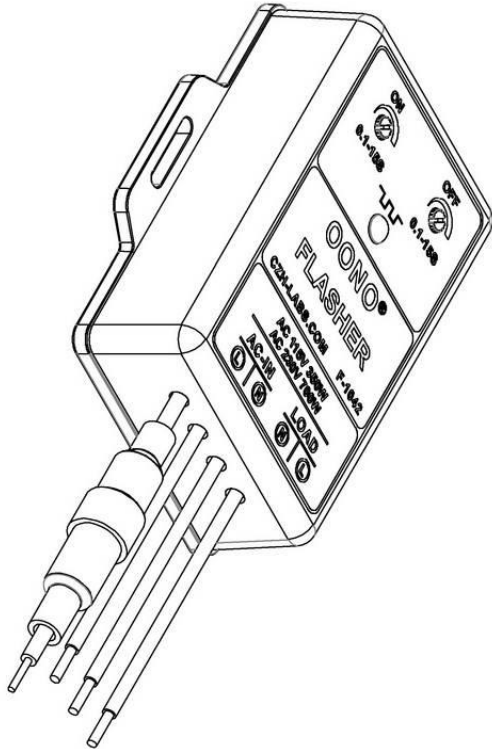
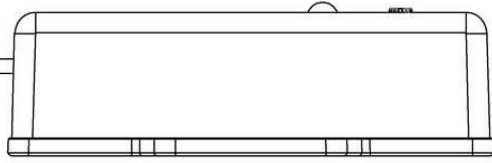
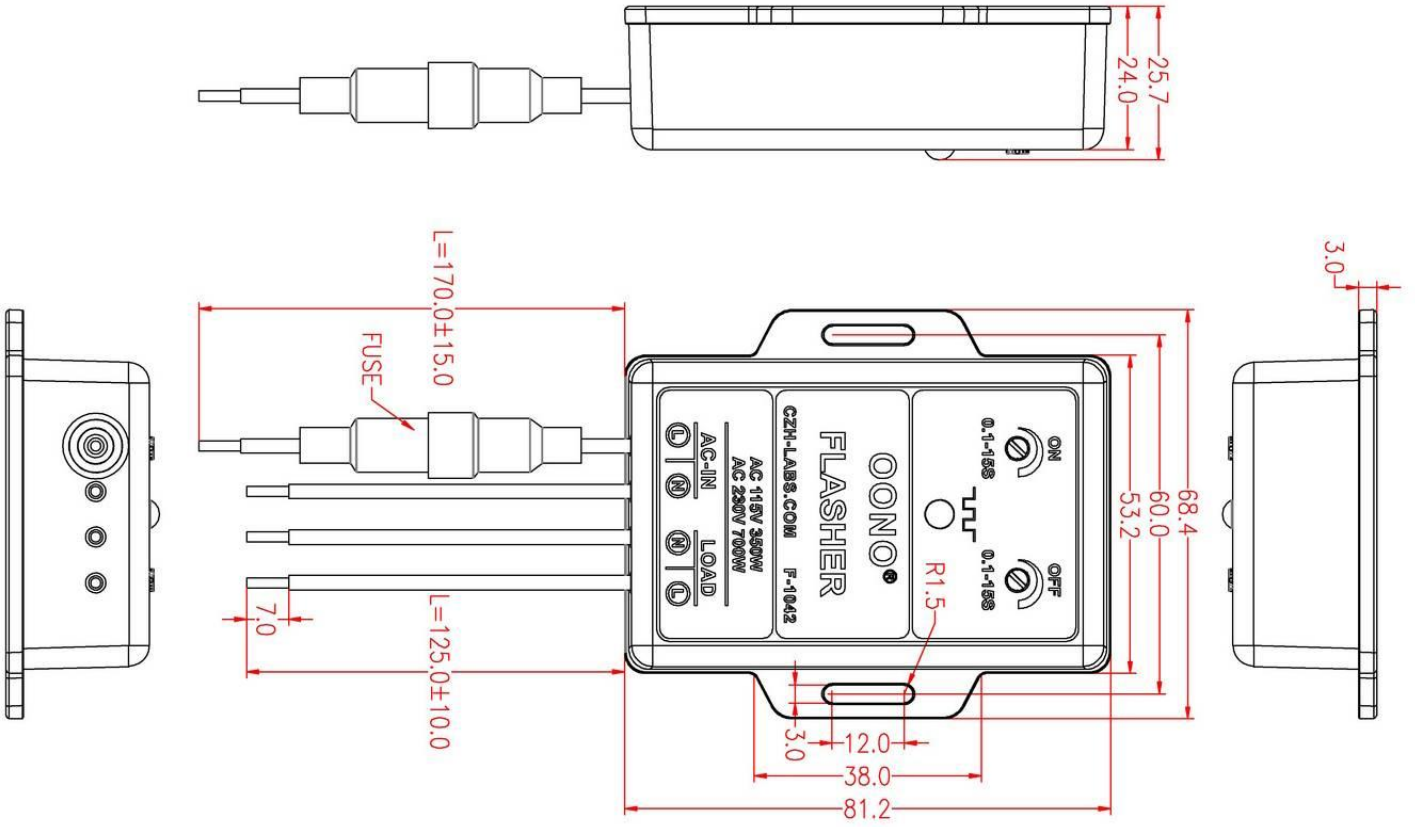
NOTE !

- Multiple Loads can be hooked up in parallel. Make sure that the maximum rating is not exceeded.
- When connecting inductive loads make sure that the maximum rating of 200VA is not exceeded.

TYPICAL CONNECTION DIAGRAM:



DIMENSIONS:



size unit:mm



DANGER !!!

- Do not open the housing in order to avoid the risk of electroshocks.
- This module operates on a dangerous AC voltage !
- All repairs should be executed by qualified technicians.
- Avoid the installation of the module in locations with standing or running water or excessive humidity.
Indoor use only !

SAFETY INSTRUCTIONS !!!

- Do not attempt to disassemble the unit as it does not contain any parts that are to be serviced by the user. (Tampering voids warranty)
- Do not touch unused terminals when the module is connected to the AC power.
- Handle the module gently and carefully. Dropping it can damage the circuit board and case.
- Never exceed the protection limit values indicated in the specifications.
- As safety requirements vary, please check with your local authorities.
- No objects or liquids should be allowed to penetrate the housing.
- Please make sure that the device is installed in a ventilated environment, please do not use it in a confined environment.
- Disconnect the module from the AC power before connecting new devices.
- Wipe the device with a dry and clean cloth. Do not use detergents or other liquids that may damage the housing.
- Keep the device away from children.
- Facilitate the operation of the device by familiarising yourself with its adjustments and indications.
- CZH-LABS and Eelectronics-Salon modules are not suitable for use or as part of life support systems, or systems that might create hazardous situations of kind.